

FTP General Trading L.L.C



Designed to take care of you.

Your health and that of your loved ones is important to us. That's why we have developed a series of solutions that contribute to your well-being:



Air purifier

The air purifier with nanoe™ X *1) technology inhibits the activity of viruses *2), ensuring that the lift car air is clean and guaranteeing your well-being. It has a highly efficient purifying function.

nanoe™ X technology is based on a multitude of hydroxyl radicals grouped into water droplets that inhibit viruses, transforming their protein.

Furthermore, the high level of air renewal in a lift reduces the risk of exposure. The greater the lift ventilation rate, the lower the accumulated dose to which passengers will potentially be exposed.

* 1) nanoe™ X is a registered trademark of Panasonic Corporation.

* 2) Test results may vary according to the exposure area and air quality.

Anti-bacterial car walls


The innovative materials used on the lift surface keep your lift car clean, thanks to the antibacterial surface.

Antimicrobial handrails

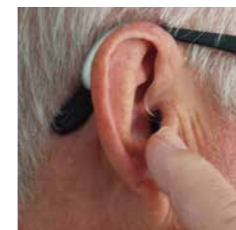
The handrail is the element used to facilitate access to the lift car, which is why we protect our handrails with an antimicrobial treatment that prevents both bacteria and viruses.



A space with universal accessibility



PRECISE STOPPING
Optimises accessibility when entering or exiting the lift.



INDUCTIVE/ACOUSTIC COUPLING
For people with hearing disabilities.



BRaille PUSH BUTTON




CAR PUSH BUTTON
Model with additional contrast.



CAR AND LANDING GONG
Notification of the lift reaching its destination through acoustic and visual signal.



ERGONOMIC HANDRAIL
Heights appropriate for users either standing or in wheelchairs.



MULTILINGUAL VOICE SYNTHESISER
Announces floor level, direction of travel and door operation.



SAFETY MIRROR ON THE BACK WALL
Facilitates detection of obstacles when exiting.



PHOTOELECTRIC CURTAIN
Avoids the risk of the doors hitting, allowing a safer use of the lift.



AUDIBLE AND VISUAL PUSH BUTTON INFORMATION
Their location, design, colour and visual / tactile (Braille) / sound operation comply with the EN 81-70 standard.

Other configurable options

- Tip-up seat.
- Visible direction arrow that displays the lift's direction of travel prior to its departure.
- Rear-view mirror.

Minimum car dimensions

We have cars with dimensions in accordance with EN 81-70
Consult standard dimensions tables.


Discover the **beauty** in the details.

Quality involves fighting time to maintain the aesthetics and functionality of the lift for as long as possible.

The only way to respond to this challenge is through smart design and excellent quality materials.

When a person enters our lifts, this condition must be present throughout their trip.

All good things last longer.



We comply with the highest standards of **quality**.



1. **AVANT-GARDE MATERIALS**

Our cars are configured with the highest quality and performance components. Compact core laminate panels with improved durability.



2. **ACCESSIBILITY EN 81-70**

Compliance with the most demanding accessibility regulations. Through car and door dimensions combined with other advanced safety and communication elements.



3. **IMPROVED CAR DESIGN**

The car structure allows obtaining better surface usability, maintaining the resistance level with an optimised weight.



4. **SUSTAINABLE DESIGN**

Reduced environmental impact thanks to the materials used, the optimisation of manufacturing processes and the energy-saving features included.

You design, and we make it possible.

We offer a wide collection of pre-designs so that you can customise your lift car to your own taste.



INNOVA

Innovation applied to design, offering refreshing trips that are full of energy.



HARMONIA

Ambiances inspired by natural elements, transmitting peace and serenity.



RINACCIA

Ambiances based on timeless elements of contemporary architecture, offering an elegant experience.

Unique collections to create your own lift car.



Reference

Modern and inspiring designs to meet the most functional needs. The colours on the walls bring luminosity to the car and a modern and fresh ambience.



Selection

Cars with a unique design that blend into the building's architecture, providing a touch of distinction through the combination of materials and finishes.



Premium

Spaces that blend into the most avant-garde buildings. The combination of textures and metallic finishes on the walls increases the depth of the car and generates a unique style.



Unique

Unique designs that adapt to unique settings, combining different materials such as stone, metal and glass.

HR1

HR2



HS1

HS2




HP1

HP2



HU1

HU2



IR1

IR2

IS1

IS2

IP1

IP2



IU1



IU2



RR1

RR2

RS1



RS2




RP1


RP2



RU1



RU2



The setting is part of the design.

Discover our collection of glazed pre-designs, designed so that you can enjoy your surroundings.



RP3

RU3



CAR WALLS

		PRE-DESIGNS																									
		HARMONIA						INNOVA						RINACCIA													
		HR1	HR2	HS1	HS2	HP1	HP2	HU1	HU2	IR1	IR2	IS1	IS2	IP1	IP2	IU1	IU2	RR1	RR2	RS1	RS2	RP1	RP2	RP3	RU1	RU2	RU3
Neocompact Colour	NCC 01 White Snow	●	●	●			●	●		●	●	●						●	●	●	●	●	●	●	●	●	●
	NCC 02 Cloud Blue		●																								
	NCC 03 Sun Yellow														●	●											
	NCC 04 Tangarine										●																
	NCC 05 Caribbean Blue									●		●										●					
	NCC 06 Soft Black									●					●			●				●				●	
Neocompact Wood	NCW 01 Oak Tree			●								●															
	NCW 02 Oak White			●			●																				
	NCW 03 Oak Grey				●																						
	NCW 04 Roasted Coffee Oak							●												●							
	NCW 05 Canaletto Walnut						●																				
Neocompact Texture	NCT 01 Grey Storm																		●								
	NCT 02 Linen Pure																										
	NCT 03 Night Garden																										
	NCT 04 Soft Bronze																				●		●		●		
Stainless panel	ST 01 St St Base												●	●						●			●	●			
	ST 02 St St Plus																										
	ST 03 St St Plus Elephant Skin Pattern																										
	ST 04 St St Plus Linen Pattern																										
	ST 05** St St Special																										
	ST 06 St St Square Pattern																										
	ST 07 St St Mirror																										
	ST 08 St St Mirror Plus																										
	ST 09 St St Coated 5WL																										
ST 11 St St Black																										●	
ST 15 St St Gold																									●		
Glass ambience	PG 01 White Pure							●	●																		
	PG 02 White Pearl																										
	PG 03 Red Luminous																										
	PG 04 Grey Metal																										
	PG 08 Blue Shadow																										
PG 10 Black Classic																								●			
Others	Glazed car																										●
	Without covering																										

B: Wall with button panel | F: Front wall | L: Lateral wall

** Consult delivery time

CEILINGING AND LIGHTING

		PRE-DESIGNS																									
		HARMONIA						INNOVA						RINACCIA													
		HR1	HR2	HS1	HS2	HP1	HP2	HU1	HU2	IR1	IR2	IS1	IS2	IP1	IP2	IU1	IU2	RR1	RR2	RS1	RS2	RP1	RP2	RP3	RU1	RU2	RU3
Model	LED Panel spot-lightings	UP 37	●							●								●								●	
		UP 41		●							●																
	LED Panel (200 x 200 mm)	UP 43																									
		UP 67					●							●								●					
		UP 73					●																				
		UP 89												●													
	LED Panel (600 x 600 mm)	UP 101					●															●					
		UP 83																				●					
		UP 97														●											
		UP 71							●							●							●		●		●
	LED panel (complete, consult availability of dimensions)	UP 103															●										
		UP 107																									
		UP 109															●										
	Other options	Emergency hatch																									
Air purifier																											
Fan																											

MATERIALS

		PRE-DESIGNS																									
		HARMONIA						INNOVA						RINACCIA													
		HR1	HR2	HS1	HS2	HP1	HP2	HU1	HU2	IR1	IR2	IS1	IS2	IP1	IP2	IU1	IU2	RR1	RR2	RS1	RS2	RP1	RP2	RP3	RU1	RU2	RU3
Door material (car and landing), car button panel and ceiling lighting	ST 01 St St Base	●	●	●	●	●	●	●	●	●	●	●	●	●	●	●	●	●	●	●	●	●	●	●	●	●	●
	ST 02 St St Plus																								●*3)		
	ST 03 St St Plus Elephant Skin Pattern																										
	ST 04 St St Plus Linen Pattern																										
	ST 05** St St Special																										
	ST 06 St St Square Pattern																										
	ST 07 St St Mirror																										
	ST 08 St St Mirror Plus																										
	ST 09 St St Coated 5WL																										
	ST 11 St St Black														●*1)		●*1)					●*1)		●*1)		●*2)	
	ST 15 St St Gold																									●*2)	
	Prepainted Sheet (Floor)																										

●*1) Car operating panel material in pre-design

●*2) Car operating panel material and ceiling material in pre-design

●*3) Ceiling material in pre-design



CAR OPERATING PANELS AND INDICATORS

		PRE-DESIGNS																									
		HARMONIA						INNOVA						RINACCIA													
		HR1	HR2	HS1	HS2	HP1	HP2	HU1	HU2	IR1	IR2	IS1	IS2	IP1	IP2	IU1	IU2	RR1	RR2	RS1	RS2	RP1	RP2	RP3	RU1	RU2	RU3
Car and land- ing indicators	7 segment	●	●	○	○	○	○	○	○	●	●	○	○	○	○	○	○	○	○	○	○	○	○	○	○	○	○
	Dot-matrix			●	●	○	○	○	○			●	●	○	○	○	○			●	●	○	○	○	○	○	○
	TFT					●	●	●	●					●	●	●	●					●	●	●	●	●	●
Car push buttons	Circular O-push-button model	●	●	●	●	○	○	○	○	○	○	○	○	○	○	○	○	○	○	○	○	○	○	○	○	○	○
	Black circular O-pushbutton model					●	●	●	●					○	○	○	○					○	○	○	○	○	○
	Anti-vandalism model					○	○	○	○					○	○	○	○					○	○	○	○	○	○
	White/blue dual model					○	○	○	○					○	○	○	○					○	○	○	○	○	○
Landing push buttons	Silver frame	●	●	○	○	○	○	○	○	○	○	○	○	○	○	○	○	○	○	○	○	○	○	○	○	○	○
	Black frame			●	●	○	○	○	○			○	○	○	○	○			○	○	○	○	○	○	○	○	○
	Stainless frame			○	○	●	●	●	●			○	○	○	○	○			○	○	○	○	○	○	○	○	○
	Black stainless frame					○	○	○	○					○	○	○	○					○	○	○	○	○	○
	Anti-vandalism frame					○	○	○	○					○	○	○	○					○	○	○	○	○	○
	Stainless push button	●	●	●	●	○	○	○	○	○	○	○	○	○	○	○	○	○	○	○	○	○	○	○	○	○	○
	Black stainless push button					●	●	●	●					○	○	○	○					○	○	○	○	○	○
	Dual stainless push button					○	○	○	○					○	○	○	○					○	○	○	○	○	○
	Anti-vandalism push button					○	○	○	○					○	○	○	○					○	○	○	○	○	○
Car op- erating panel	Horizontal car operating panel	○	○	○	○	○	○	○	○	○	○	○	○	○	○	○	○	○	○	○	○	○	○	○	○	○	○

FLOORS

Options	Finishes	Description	PRE-DESIGNS																									
			SC - PVC High						SW - Ceramics						ME - others						Others							
			HR1	HR2	HS1	HS2	HP1	HP2	HU1	HU2	IR1	IR2	IS1	IS2	IP1	IP2	IU1	IU2	RR1	RR2	RS1	RS2	RP1	RP2	RP3	RU1	RU2	RU3
	SC - PVC High	SC 03 Grey Ice	○	●	○	○	○	○	○	○	○	○	○	○	○	○	○	○	○	○	○	○	○	○	○	○	○	○
		SC 04 Grey Storm	●	○	●	○	○	○	○	○	○	○	○	○	○	○	○	○	○	○	○	○	○	○	○	○	○	○
		SC 07 Black Circles			○	○	○	○	○	○			○	○	○	○	○	○			○	○	○	○	○	○	○	○
		SC 21 Candy Yellow			○	○	○	○	○			○	●	○	○	○	○	○			○	○	○	○	○	○	○	○
	SC 22 Dark Grey			○	●	○	●	○			○	○	○	○	○	○	○			○	○	○	○	○	○	○	○	
	SW - Ceramics	SW 01 Black Basalt	○	○	○	○	○	○	○	○	○	○	○	○	○	○	○	○	○	○	○	○	○	○	○	○	○	○
		SW 02 Grey Cement	○	○	○	○	○	○	○	○	○	○	○	○	○	○	○	○	○	○	○	○	○	○	○	○	○	○
		SW 10 Marquina					○	○	●	○					○	○	○	○					○	○	○	○	○	○
		SW 11 Calacatta					○	○	○	●					○	○	○	○					○	○	○	○	○	○
	ME - others	ME 01 Chequered Aluminium					○	○	○	○					○	○	○	○					○	○	○	○	○	○
		ME 02 St St Chequered Pattern					○	○	○	○					○	○	○	○					○	○	○	○	○	○
	Options		Prepared for granite	○	○	○	○	○	○	○	○	○	○	○	○	○	○	○	○	○	○	○	○	○	○	○	○	○
Prepared for PVC			○	○	○	○	○	○	○	○	○	○	○	○	○	○	○	○	○	○	○	○	○	○	○	○	○	○

MIRRORS

		PRE-DESIGNS																									
		HARMONIA						INNOVA						RINACCIA													
		HR1	HR2	HS1	HS2	HP1	HP2	HU1	HU2	IR1	IR2	IS1	IS2	IP1	IP2	IU1	IU2	RR1	RR2	RS1	RS2	RP1	RP2	RP3	RU1	RU2	RU3
Mirrors	MH (1/2 Mirror)	TI ●	TI ●	○	○	○	○	○	○	○	○	○	○	○	○	○	○	○	○	○	○	○	○	○	○	○	
	MT (3/4 Mirror narrow)			TI ●	TI ●	TI ●	○	○	○			TI ●	TI ●	○	○	○	○			TI ●	TI ●	○	○	○	○	○	○
	MW (3/4 Mirror wide)					○	○	TI ●	TI ●	○			○	○	○	○	TI ●					TI ●	○	○	○	○	○
Finishes	01 White	●	●	●	●	○	○	○	○	○	○	○	○	○	○	○	○	○	○	○	○	○	○	○	○	○	○
	02 Fumé	○	○	○	○	○	○	○	○	○	○	○	○	○	○	○	○	○	○	○	○	○	○	○	○	○	○

HANDRAILS

	Description	PRE-DESIGNS																									
		HR1	HR2	HS1	HS2	HP1	HP2	HU1	HU2	IR1	IR2	IS1	IS2	IP1	IP2	IU1	IU2	RR1	RR2	RS1	RS2	RP1	RP2	RP3	RU1	RU2	RU3
Handrails	HDR 01 Aluminium	●	●	○	○	○	○	○	○	○	○	○	○	○	○	○	○	○	○	○	○	○	○	○	○	○	○
	HDR 11 St St			○	○	○	○	○	○			○	○	○	○	○	○			○	○	○	○	○	○	○	○
	ST 12 St St Black					○	○	○	○					○	○	○	○					○	○	○	○	○	○
	HDR 13 St St Line																○										
	HDR 14 St St Black Line																										
	HDR 15 St St (50mm)			○	○	○	○	○	○	○					○	○	○	○					○	○	○	○	○
	HDR 16 St St Black (50mm)					○	○	○	○																		

FINISHES


	Description	PRE-DESIGNS																									
		HR1	HR2	HS1	HS2	HP1	HP2	HU1	HU2	IR1	IR2	IS1	IS2	IP1	IP2	IU1	IU2	RR1	RR2	RS1	RS2	RP1	RP2	RP3	RU1	RU2	RU3
Skirtings	SK 01 Anodized Aluminium (St St finish)	●	●	●	●	○	○	○	○	○	○	○	○	○	○	○	○	○	○	○	○	○	○	○	○	○	○
	SK 02 Lacquered Aluminium			○	○	○	○	○	○					○	○	○	○			○	○	○	○	○	○	○	○
	SK 03 Black lacquered Aluminium					○	○	○	○					○	○	○	○					○	○	○	○	○	○
Door panel	Standard panel	●	●	●	●	○	○	○	○	○	○	○	○	○	○	○	○	○	○	○	○	○	○	○	○	○	○
	Big vision panel					○	○	○	○					○	○	○	○					○	○	○	○	○	○

Surround yourself in light.

Configure and customise the design of the car with total freedom; combine any of the elements, adapting them to the style of your building.

Ceilings and LED lighting Automatic lighting switch-off included

Model*



Others

- Emergency hatch (UP 37 - UP 41)
- Fan

* Certain lighting models may not be available, depending on car dimensions.

** Consult anti-vandalism option.

Mirrors

- MW (3/4 Mirror wide)
- MH (1/2 Mirror)
- MT (3/4 Mirror narrow)
- Rear-view mirror (EN 81-70)

Mirror finishes

- 01 White
- 02 Fumé

Bumprails

- Wood
- Stainless steel
- PVC
- Double bumprail

Skirtings

- SK 01 Anodized Aluminium (St St finish)
- SK 02 Lacquered Aluminium
- SK 03 Black lacquered Aluminium

Handrails

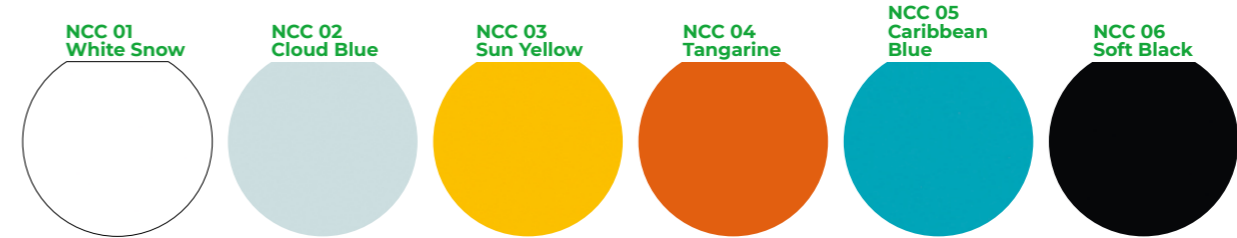


*1 Available with a 50 mm diameter

*2 Antimicrobial handrails

Car walls

Neocompact Colour



Anti-bacterial car walls

Neocompact Texture




Anti-bacterial car walls

Neocompact Wood



Anti-bacterial car walls

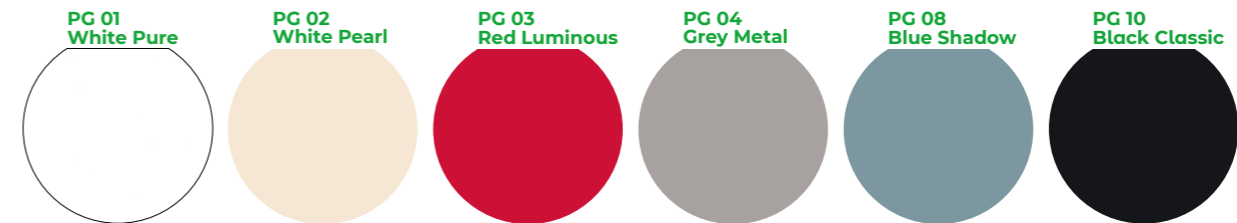
Stainless panel



St St Anti fingerprint option available (consult delivery time)

*Consult for outdoor installations

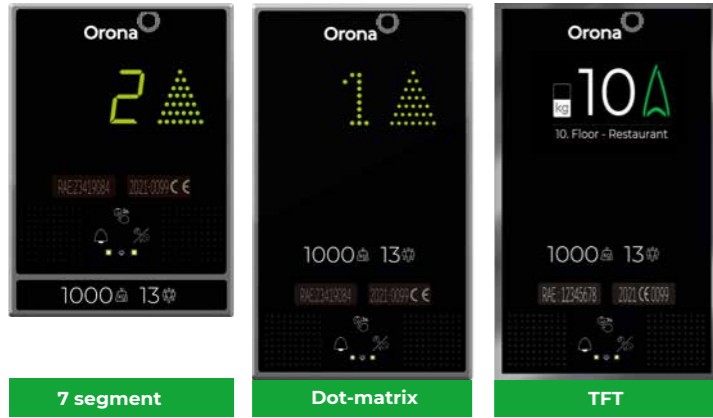
Glass ambience



Others

- Without cladding (for local fit out)
- Tip-up seat
- 2 entrances: 90°, 180°, 270°

Car indicator



Others

- Car direction arrows
- Overload indicator (buzzer & light)
- Voice synthesizer
- Direction arrows on entrance return
- Car gong
- Inductive acoustic coupler

Landing indicator



Others

- Next departure indicator
- Landing gong

Car push buttons




The push buttons are water-resistant (IPX3 according to 60529).

For anti-vandalism lifts (Category 1), offers comprehensive solutions, which comply with the EN 81-71 standard in its entirety (push buttons, displays, doors, lighting, ceilings, walls, floors, mirrors, enclosures, etc.).

Others

- Door close push button
- Key switch push button (Standard or eurocylinder)
- External call cancelling
- Coded call

Car operating panel



Others

- Dual lighting available: white in stand-by, blue when activated.

Landing push buttons

Frames can be combined with stainless and black stainless button panel




Others

- Anti-vandalism frame
- Anti-vandalism push button
- Dual lighting available: white in stand-by, blue when activated

Car operating panel material and/or ceiling and/or doors (car and landing)

Stainless panel



St St Anti fingerprint option available (consult delivery time)


*Consult for outdoor installations

Floor material

SC-PVC High



SW-Ceramics · Available subject to dimensions



ME-Other



Others

- Prepared for granite (23 mm)
- Prepared for PVC (23 mm or 3 mm in restricted pits)



FTP GENERAL TRADING L.L.C

409, Sapphire Tower, Port Saeed, Dubai, UAE

 www.ftp-gt.com

 +971 45 85 73 31

 info@ftp-gt.com